



HYPERDECK®

Instructions for use and maintenance



General purpose cleaning

Use a neutral soap mixed with water, in some cases you may need a stiff brush to scrub the surface of the boards to lift dirt out of the grains. Rinse with water 2 or 3 times. Areas under the trees, where there could be more leaves or dirt, should be cleaned more frequently.



Stain removal

Strong dyes and stains such as tree sap, red wines, cooking oils and animal droppings will be reduced if they are removed as quickly as possible.

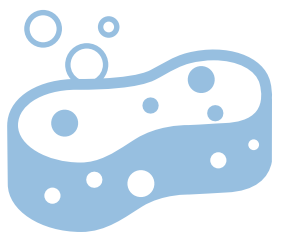
Remove spills and marks with water firstly, then wipe them out with a cloth adding some mild detergent. Dyes and stains will become difficult to remove when they have dried on the surface of the decking. In this case, it's better to soak the dyes and stains first before cleaning. Neutral soap is recommended to be used to the affected area, leaving for 10-15 minutes, then scrubbing with a stiff brush. Stains that have been well dried on may need soaking for longer or require more than one treatment.



For stubborn marks or stains, we would recommend a detergent with high alkaline content, so be careful when using it. Remove surface debris off the deck with a stiff brush, then soak the decking and start cleaning. Dilution of detergent and water could be gradually increased for heavy duty cleaning. Either by using a garden hose or a pressure washer, spray the detergent liberally onto the surface of the deck before scrubbing. This will allow dirt particles to be suspended in the liquid. Leave for 10 minutes then re-scrub, but do not allow the decking to dry out. After cleaning, rinse off with clean water to remove any residues. Stubborn areas may need more than one treatment.

Release agent

A release agent is used in the manufacturing process, and it would remain on the surface of finished products. This may result in the boards appearing shiny or waxed at the beginning. The release agent will naturally disperse within 6-8 weeks of exposure to weathering and wear. The surface finish will then become matte finish. The process of the release agent coming off the boards surface can be accelerated by cleaning or scrubbing the boards.



Sharp objects

Sharp objects such as electric saws, fork&knife, unprotected table or chair legs, can leave marks if hit on or dragged across the surface, so please pay attention to these items around. Animal claws or spiked shoes can potentially cause cosmetic damage to the surface.




Attention!

Any embers or burning material that fall on the boards could cause damage or lasting marks. These should be removed immediately. Any heat source should be placed onto a fireproof material such as a concrete floor.




Fungus

Fungus will grow where there is light, moisture, and nutrition. They can start to appear on the board surface where there is dirt build-up. Fungus will not penetrate the core part of the board. Normal cleaning and scrubbing can easily remove fungus from decking surface.




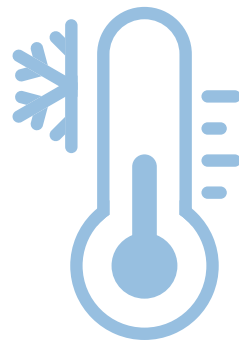
In the heat

The surface of composite decking boards tends to grow hot when exposed to direct sunlight, so it may be uncomfortable to walk on in bare feet, especially in extreme hot weather conditions.



In the cold

Hyperdeck boards will be slippery in case of frost or ice. Frost can be removed by spreading salt over the boards and clean the surface with soapy water and a brush. Snow can be removed from the boards with a stiff broom, or with a plastic snow shovel. Please note a metal shovel or tools with sharp edges could damage the board surface.



Labor Legno is one of the industry's leading companies. Its 25,000 m² production plant, which remains rooted in Italy, produces and markets wooden and composite floor and wall coverings.

Labor Legno
Via del Lavoro, 6
31016 Cordignano
Treviso,
Italy

+39 0438 995330
info@laborlegno.it

laborlegno.it